

TESTS CLOSE AT 8.45pm

MAIDSTONE & MID KENT MOTOR CLUB


EVENING AUTOTEST

CLERK OF THE COURSE: ROBERT SHARPE

DATE: 20-5-15

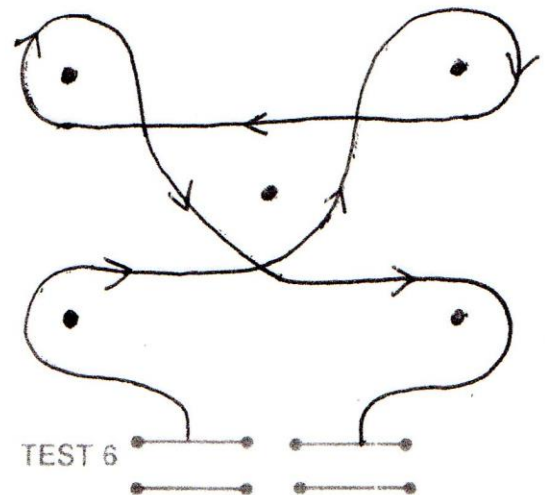
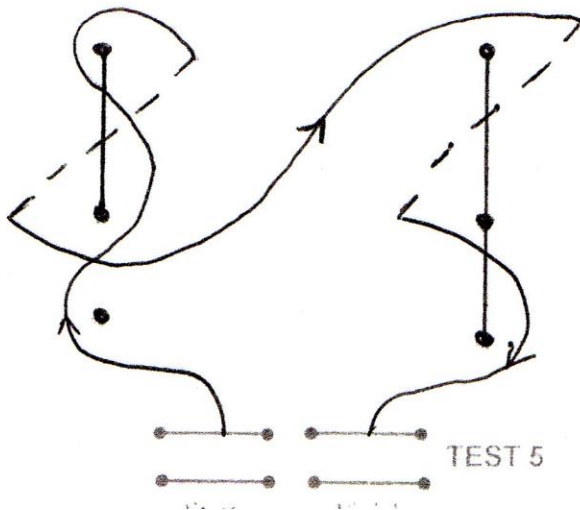
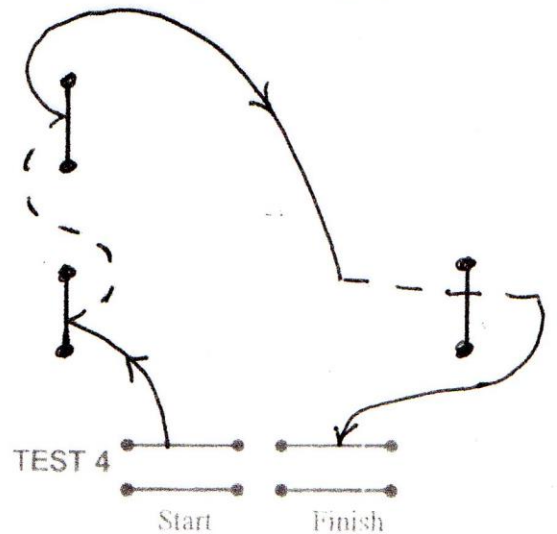
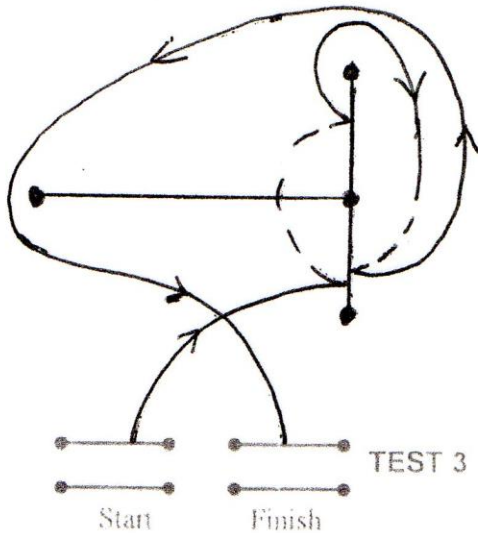
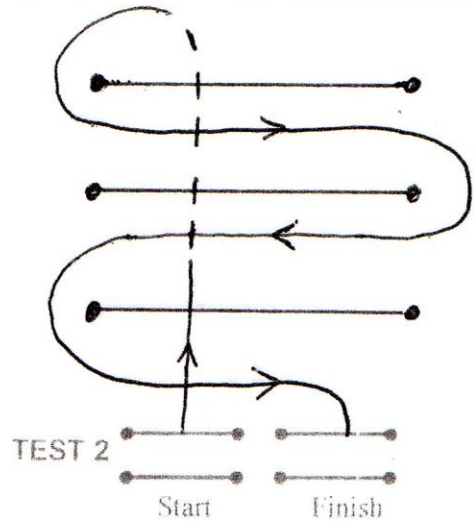
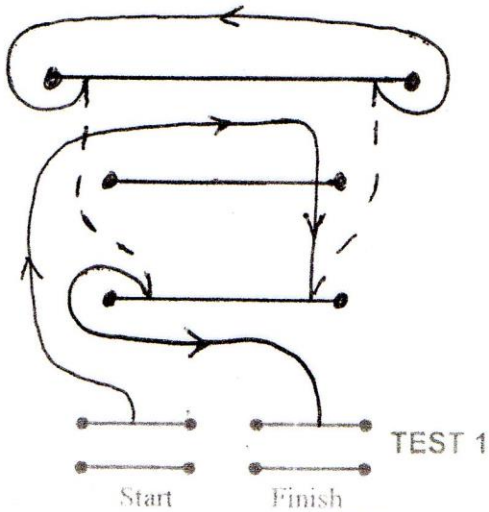
—— Forward

- - - Reverse

 Stop Astride, at least
2 wheels over.



1. Start with front wheels in box
2. Timing starts when front wheels cross 2nd line
3. Timing stops when front wheels cross 1st line
4. Stop with front wheels in box



No.	Name	Club	N/L	Car	Test 1	Test 2	Test 3	Test 4	Test 5	Test 6	Total	Posn	AWD
B1	ANN COOK	MMK		MICRA	52.4	31.0	47.8	39.8	48.4	39.6	258-1	7	
					56.9	30.7	48.7	38.8	45.7	38.2			
B2	DAVE COOK	MMK		MICRA	47.5	28.8	38.7	39.6	49.9	45.8 IP	216.9	1	FTR
					45.8	28.2	38.7	29.5	40.5	34.2			
B3	TOBY COOK	MMK		MICRA	42.8	29.5	42.3	31.2	42.0	34.5	220.5	2	1
					46.0	28.1	40.2	30.7	42.0	33.5			
B4	BRIAN SHARPE	MMK		MICRA	49.1	28.0	42.1	32.0	43.6	35.4	226.2	3	2
					46.5	29.0	41.0	32.0	48.0	35.1			
B5	BOY RAYNER	MMK		FIESTA.	52.5	36.9	59.0	57.0 IP	52.6	39.4	285.4	10	
					53.8	38.6	56.2	66.5	77.4 IP	42.6			
B6	DAVID HIRST	MMK	N	PUNTO	52.1	34.0	58.0 IP	42.8	51.4	38.8	258.8	8	
					51.3	32.1	47.7	41.0	49.4	37.3			
B7	LIAM CALHANE	MMK		FIESTA	42.6	29.5	44.5	35.7	43.8	35.0	233.1	5	
					46.3	27.8	44.7	42.6 IP	44.1	35.3			
B8	REBECCA GROVES	MMK	N	CORSA	52.7	40.3	55.9	43.2	59.8	49.3	282.9	9	
					54.8	35.5	51.4	48.8	65.8	38.2			
B9	STEVE GROVES	MMK		CORSA	49.5	29.8	44.8	36.2	45.1	35.4	230.3	4	3
					46.7	28.7	41.0	34.4	46.2	34.4			
B10	JAMES MUIR	MMK		CORSA	51.4	31.1	51.9	36.9	49.4	37.6	249.8	6	
					48.6	31.6	48.6	38.0	47.0	38.0			
J1	RONAN HIRST	MMK	N	PUNTO	45.2	46.3	59.0	54.2	65.7	44.1	320.4	2	
					68.3	33.6	61.3	66.2	69.0	39.6			
J2	CHARLIE LANCE	TOONS		SKYLINE	57.3	32.5	58.7	41.0	54.9	41.4	270.7	1	1
					58.2	33.2	50.3	60.1 IP	52.3	37.3			

No.	Name	Club	N/L	Car	Test 1	Test 2	Test 3	Test 4	Test 5	Test 6	Total	Posn	AWD
D1	Richard Owsen	mmk		BMW	62.0	36.5	50.7	42.6	49.9	46.1	278.6	6	
					57.2	32.0	51.1	39.7	51.4	44.6			
D2	Emma Owsen	mmk		BMW	60.0	40.1	64.0	44.8	55.1	44.5	292.8	8	
					62.1	40.3	52.5	44.1	51.6	49.0			
D3	CHAS NEWTON	mmk		BMW	69.0	32.1	42.6	42.4	54.5	48.6	265.2	3	
					50.5	33.5	47.1	29.0	51.5	43.6			
D4	ANTHONY NEWTON	mmk		BMW	56.3	31.6	52.1	40.6	56.1	52.9	268.3	5	
					52.1	31.8	46.0	39.4	52.9	38.9			
D5	KEVIN HASLEWOOD	mmk		A35	57.9	34.8	55.5	41	55.0	38.6	278.7	7	
					57.1	36.5	51.9	41.3	56.2	39.6			
D6	KEVIN LOWER	TOURS		SKYLINE	50.5	28.8	52.7 IP	35.1	49.0	36.9	236.4	1	1
					49.1	28.3	42.4	35.5	48.0	33.0			
D7	ZACHT LOWER	TOURS	N	BMW	52.9	36.0	50.1	53.1 IP	58.9 IP	41.1	265.1	2	2
					53.7	33.1	44.4	36.0	56.8 IP	42.2			
D8	LIZ JORDAN	mmk		MEXICO	72.3	38.6	55.7	71.3 IP	52.8	44.9	307.2	9	
					62.2	36.7	64.0	54.8	56.5	41.3			
D9	TIM MCWETT	mmk		MEXICO	53.5	34.1	56.9	40.5	53.2	39.4	265.4	4	
					50.8	30.9	53.1	40.2	53.5	37.2			
A1	ALEX GORDON	mmk		FIAT	54.1	32.5	47.0	38.5	45.7	49.5 IP	245.3	1	1
					49.3	30.8	45.8	36.9	45.9	36.8			
A2	ALEX FEATHER	mmk	N	C2	62.6	44.8	62.6 IP	41.0	73.4	40.4	282.1	3	
					54.9	37.8	57.9	41.3	50.4	40.1			
A3	MAX FEATHER	mmk	N	C2	52.1	39.8	50.1	42.9	54.2	38.1	276.7	2	
					56.0	35.4	50.1	42.5	54.6	38.3			

No.	Name	Club	N/L	Car	Test 1	Test 2	Test 3	Test 4	Test 5	Test 6	Total	Posn	AWD																																																																																																																																																																												
C1	SIM VALENTINE	HACA		SAAB	60-0	37.9	58.8	49.6	52.0	42.8	277.9	1	1																																																																																																																																																																												
					52.2	35.0	53.8	43.2	51.5	42.2				E1	LUXE TRANS	MMK	N	MX5	52.5	34.2	51.9	41.3	55.1	42.6	272.3	4		52.5	32.6	WT	40.9	60.5	39.3	E2	CHRIS SMITH	TOURS		MX5	59.2	39.6	59.2 1P	38.8	58.1	42.1	267.5	3		56.4	34.4	47.5	53.0 1P	50.2	40.2	E3	DARRELL JONES	MMK		MX5	57.8	WT	58.15	40.7	55.2	WT	288.5	5		55.0	33.6	55.9	41.4	52.4	50.9	E4	DEB CROCKER	MMK		WETRE	53.8	33.4	44.6	42.6	48.5	38.5	249.5	2	2	51.5	28.8	55.6 1P	40.8	47.0	36.8	E5	JOSHUA SMITH	TOURS	N	MX5	62.1 1P	36.3	WT	45.8	59.1	43.8	290.4	6		54.4	42.4	72.5	37.2	51.0	39.0	E6	LAW STEADMAN	MMK		CAPUCCINO	49.3	32.2	59.3 1P	34.6	47.4	37.3	238.3	1	1	48.6	32.0	42.1	33.5	48.1	34.7	F1	LAW LANE	MMK		MINI	56.2	30.9	44.6	36.6	47.4	36.7	251.3	3		54.8	24.1	42.8	32.3	58.3	37.0	F2	GAVIN LANE	MMK		MINI	49.3	28.6	42.7	31.7	40.6	35.7	221.8	1	1	44.8	29.6	40.4	35.1	42.4	32.6	F3	MARK BEST	MMK	N	SUBARU	52.5	30.7	52.6 1P	37.2	44.6	39.6	244.5
E1	LUXE TRANS	MMK	N	MX5	52.5	34.2	51.9	41.3	55.1	42.6	272.3	4																																																																																																																																																																													
					52.5	32.6	WT	40.9	60.5	39.3				E2	CHRIS SMITH	TOURS		MX5	59.2	39.6	59.2 1P	38.8	58.1	42.1	267.5	3		56.4	34.4	47.5	53.0 1P	50.2	40.2	E3	DARRELL JONES	MMK		MX5	57.8	WT	58.15	40.7	55.2	WT	288.5	5		55.0	33.6	55.9	41.4	52.4	50.9	E4	DEB CROCKER	MMK		WETRE	53.8	33.4	44.6	42.6	48.5	38.5	249.5	2	2	51.5	28.8	55.6 1P	40.8	47.0	36.8	E5	JOSHUA SMITH	TOURS	N	MX5	62.1 1P	36.3	WT	45.8	59.1	43.8	290.4	6		54.4	42.4	72.5	37.2	51.0	39.0	E6	LAW STEADMAN	MMK		CAPUCCINO	49.3	32.2	59.3 1P	34.6	47.4	37.3	238.3	1	1	48.6	32.0	42.1	33.5	48.1	34.7	F1	LAW LANE	MMK		MINI	56.2	30.9	44.6	36.6	47.4	36.7	251.3	3		54.8	24.1	42.8	32.3	58.3	37.0	F2	GAVIN LANE	MMK		MINI	49.3	28.6	42.7	31.7	40.6	35.7	221.8	1	1	44.8	29.6	40.4	35.1	42.4	32.6	F3	MARK BEST	MMK	N	SUBARU	52.5	30.7	52.6 1P	37.2	44.6	39.6	244.5	2	N	48.4	WT	44.7	42.2	48.5	38.9												
E2	CHRIS SMITH	TOURS		MX5	59.2	39.6	59.2 1P	38.8	58.1	42.1	267.5	3																																																																																																																																																																													
					56.4	34.4	47.5	53.0 1P	50.2	40.2				E3	DARRELL JONES	MMK		MX5	57.8	WT	58.15	40.7	55.2	WT	288.5	5		55.0	33.6	55.9	41.4	52.4	50.9	E4	DEB CROCKER	MMK		WETRE	53.8	33.4	44.6	42.6	48.5	38.5	249.5	2	2	51.5	28.8	55.6 1P	40.8	47.0	36.8	E5	JOSHUA SMITH	TOURS	N	MX5	62.1 1P	36.3	WT	45.8	59.1	43.8	290.4	6		54.4	42.4	72.5	37.2	51.0	39.0	E6	LAW STEADMAN	MMK		CAPUCCINO	49.3	32.2	59.3 1P	34.6	47.4	37.3	238.3	1	1	48.6	32.0	42.1	33.5	48.1	34.7	F1	LAW LANE	MMK		MINI	56.2	30.9	44.6	36.6	47.4	36.7	251.3	3		54.8	24.1	42.8	32.3	58.3	37.0	F2	GAVIN LANE	MMK		MINI	49.3	28.6	42.7	31.7	40.6	35.7	221.8	1	1	44.8	29.6	40.4	35.1	42.4	32.6	F3	MARK BEST	MMK	N	SUBARU	52.5	30.7	52.6 1P	37.2	44.6	39.6	244.5	2	N	48.4	WT	44.7	42.2	48.5	38.9																																
E3	DARRELL JONES	MMK		MX5	57.8	WT	58.15	40.7	55.2	WT	288.5	5																																																																																																																																																																													
					55.0	33.6	55.9	41.4	52.4	50.9				E4	DEB CROCKER	MMK		WETRE	53.8	33.4	44.6	42.6	48.5	38.5	249.5	2	2	51.5	28.8	55.6 1P	40.8	47.0	36.8	E5	JOSHUA SMITH	TOURS	N	MX5	62.1 1P	36.3	WT	45.8	59.1	43.8	290.4	6		54.4	42.4	72.5	37.2	51.0	39.0	E6	LAW STEADMAN	MMK		CAPUCCINO	49.3	32.2	59.3 1P	34.6	47.4	37.3	238.3	1	1	48.6	32.0	42.1	33.5	48.1	34.7	F1	LAW LANE	MMK		MINI	56.2	30.9	44.6	36.6	47.4	36.7	251.3	3		54.8	24.1	42.8	32.3	58.3	37.0	F2	GAVIN LANE	MMK		MINI	49.3	28.6	42.7	31.7	40.6	35.7	221.8	1	1	44.8	29.6	40.4	35.1	42.4	32.6	F3	MARK BEST	MMK	N	SUBARU	52.5	30.7	52.6 1P	37.2	44.6	39.6	244.5	2	N	48.4	WT	44.7	42.2	48.5	38.9																																																				
E4	DEB CROCKER	MMK		WETRE	53.8	33.4	44.6	42.6	48.5	38.5	249.5	2	2																																																																																																																																																																												
					51.5	28.8	55.6 1P	40.8	47.0	36.8				E5	JOSHUA SMITH	TOURS	N	MX5	62.1 1P	36.3	WT	45.8	59.1	43.8	290.4	6		54.4	42.4	72.5	37.2	51.0	39.0	E6	LAW STEADMAN	MMK		CAPUCCINO	49.3	32.2	59.3 1P	34.6	47.4	37.3	238.3	1	1	48.6	32.0	42.1	33.5	48.1	34.7	F1	LAW LANE	MMK		MINI	56.2	30.9	44.6	36.6	47.4	36.7	251.3	3		54.8	24.1	42.8	32.3	58.3	37.0	F2	GAVIN LANE	MMK		MINI	49.3	28.6	42.7	31.7	40.6	35.7	221.8	1	1	44.8	29.6	40.4	35.1	42.4	32.6	F3	MARK BEST	MMK	N	SUBARU	52.5	30.7	52.6 1P	37.2	44.6	39.6	244.5	2	N	48.4	WT	44.7	42.2	48.5	38.9																																																																								
E5	JOSHUA SMITH	TOURS	N	MX5	62.1 1P	36.3	WT	45.8	59.1	43.8	290.4	6																																																																																																																																																																													
					54.4	42.4	72.5	37.2	51.0	39.0				E6	LAW STEADMAN	MMK		CAPUCCINO	49.3	32.2	59.3 1P	34.6	47.4	37.3	238.3	1	1	48.6	32.0	42.1	33.5	48.1	34.7	F1	LAW LANE	MMK		MINI	56.2	30.9	44.6	36.6	47.4	36.7	251.3	3		54.8	24.1	42.8	32.3	58.3	37.0	F2	GAVIN LANE	MMK		MINI	49.3	28.6	42.7	31.7	40.6	35.7	221.8	1	1	44.8	29.6	40.4	35.1	42.4	32.6	F3	MARK BEST	MMK	N	SUBARU	52.5	30.7	52.6 1P	37.2	44.6	39.6	244.5	2	N	48.4	WT	44.7	42.2	48.5	38.9																																																																																												
E6	LAW STEADMAN	MMK		CAPUCCINO	49.3	32.2	59.3 1P	34.6	47.4	37.3	238.3	1	1																																																																																																																																																																												
					48.6	32.0	42.1	33.5	48.1	34.7				F1	LAW LANE	MMK		MINI	56.2	30.9	44.6	36.6	47.4	36.7	251.3	3		54.8	24.1	42.8	32.3	58.3	37.0	F2	GAVIN LANE	MMK		MINI	49.3	28.6	42.7	31.7	40.6	35.7	221.8	1	1	44.8	29.6	40.4	35.1	42.4	32.6	F3	MARK BEST	MMK	N	SUBARU	52.5	30.7	52.6 1P	37.2	44.6	39.6	244.5	2	N	48.4	WT	44.7	42.2	48.5	38.9																																																																																																																
F1	LAW LANE	MMK		MINI	56.2	30.9	44.6	36.6	47.4	36.7	251.3	3																																																																																																																																																																													
					54.8	24.1	42.8	32.3	58.3	37.0				F2	GAVIN LANE	MMK		MINI	49.3	28.6	42.7	31.7	40.6	35.7	221.8	1	1	44.8	29.6	40.4	35.1	42.4	32.6	F3	MARK BEST	MMK	N	SUBARU	52.5	30.7	52.6 1P	37.2	44.6	39.6	244.5	2	N	48.4	WT	44.7	42.2	48.5	38.9																																																																																																																																				
F2	GAVIN LANE	MMK		MINI	49.3	28.6	42.7	31.7	40.6	35.7	221.8	1	1																																																																																																																																																																												
					44.8	29.6	40.4	35.1	42.4	32.6				F3	MARK BEST	MMK	N	SUBARU	52.5	30.7	52.6 1P	37.2	44.6	39.6	244.5	2	N	48.4	WT	44.7	42.2	48.5	38.9																																																																																																																																																								
F3	MARK BEST	MMK	N	SUBARU	52.5	30.7	52.6 1P	37.2	44.6	39.6	244.5	2	N																																																																																																																																																																												
					48.4	WT	44.7	42.2	48.5	38.9																																																																																																																																																																															